

A 3D pie chart with a world map overlay. The pie chart is divided into several segments, with one segment highlighted in a lighter shade. The world map is semi-transparent and positioned behind the pie chart. The background is a dark brown gradient.

IF I WERE A BUSINESSMAN

Crisis



Company

Our **Company** is an Electric Sports Car developer...




To overcome the crisis

we would...

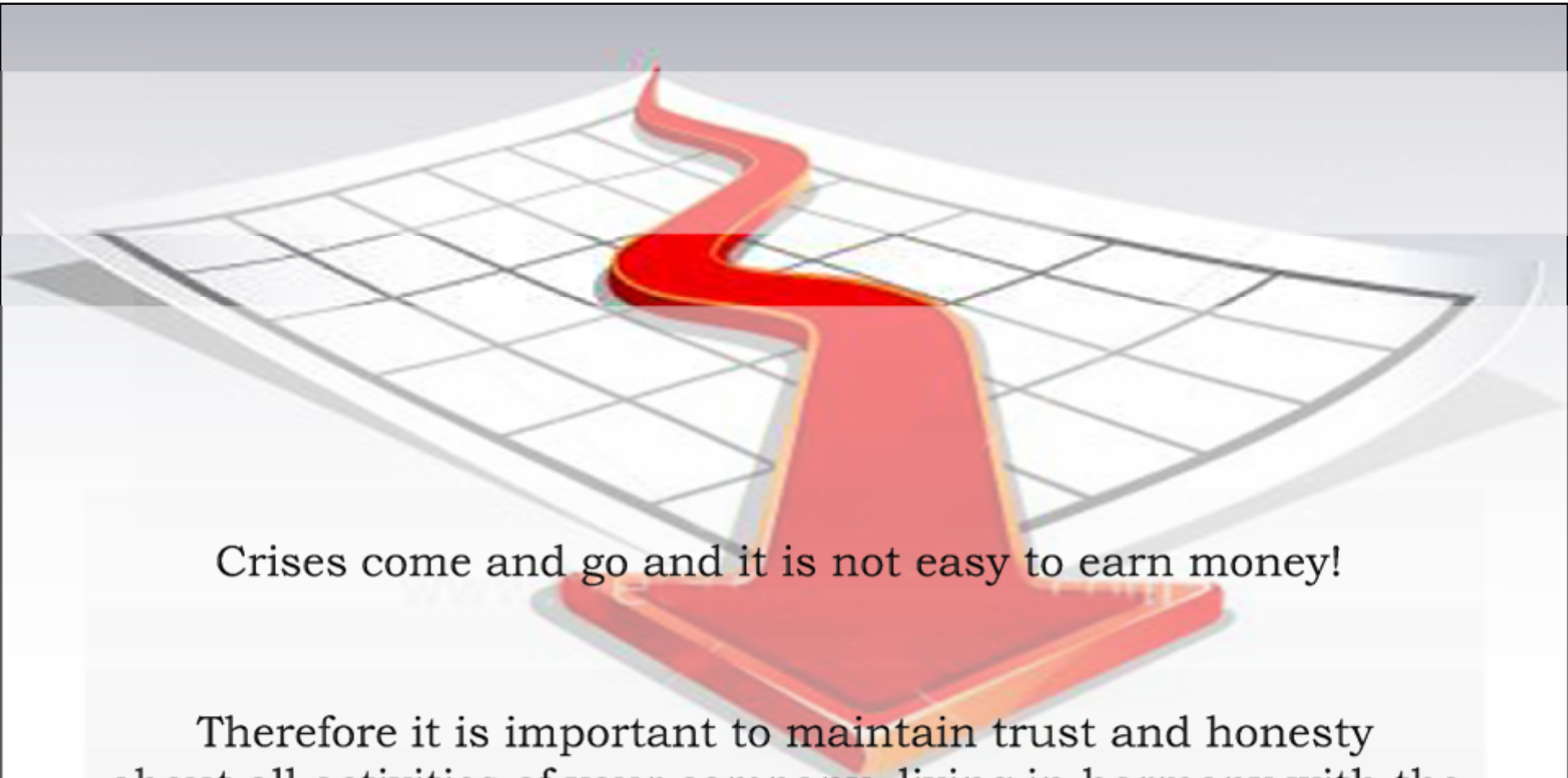


Well...

A way to overcome the crisis will depend on how we apply the money and the creativity of our executives.




That's why we will try to maintain an emotional equilibrium so that we can identify causes, new market needs and see the weaknesses of our company in order to make a detailed assessment of all sectors, so that we can form a team of experts to prepare plans for each administrative area or production.



Crises come and go and it is not easy to earn money!

Therefore it is important to maintain trust and honesty about all activities of your company, living in harmony with the employees, customers and the community, thus finding a safe way.



To allow our employees to remain constant and to produce more we would format them so that they can do another job on the company, give awards of merit like the “worker of the day”.



To our customers we would make commercial and financial deals and give them a publicity that they can even dream with.



One for all and all for one!